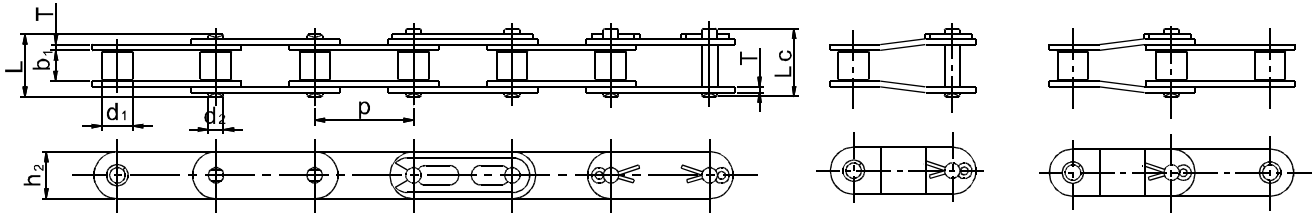

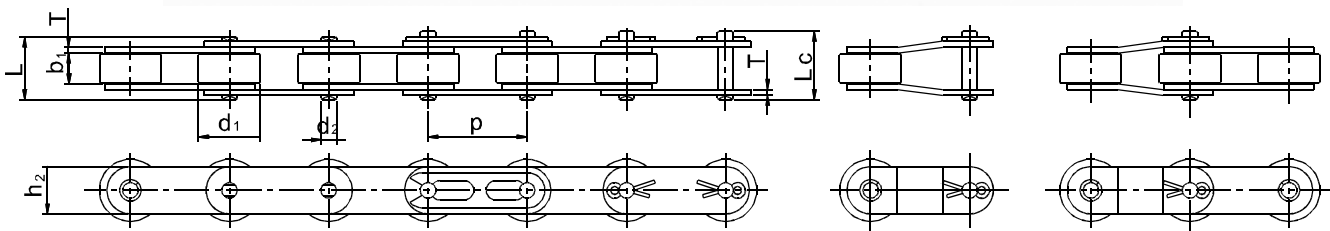



DOUBLE PITCH ROLLER CONVEYOR CHAIN



Small Roller Type



Large Roller Type

ISO/ DIN Chain No.	ANSI Chain No.	Pitch	Roller diameter	Width between inner plates	Pin diameter	Pin length		Inner plate depth	Plate thickness	Ultimate tensile strength	Average tensile strength	Weight per meter
		P	d ₁ max	b ₁ min	d ₂ max	L max	Lc max	h ₂ max	T	Q(ISO/DIN) min	Q ₀	q
		mm	mm	mm	mm	mm	mm	mm	mm	kN	kN	kg/m
C208A C208AL	C2040 C2042	25.40	7.95 15.88	7.85	3.96	17.80	21.70	12.07	1.50	13.80/14.10	17.80	0.50 0.84
C208B C208BL		25.40	8.51 15.88	7.75	4.45	17.00	20.90	11.81	1.60	17.80/18.00	19.60	0.55 0.89
C210A C210AL	C2050 C2052	31.75	10.16 19.05	9.40	5.08	21.80	25.90	15.09	2.06	21.80/22.20	28.00	0.73 1.27
C212A C212AL	C2060 C2062	38.10	11.91 22.23	12.57	5.94	26.90	31.50	18.08	2.44	31.10/31.80	39.00	1.12 1.61
C212AH C212AHL	C2060H C2062H	38.10	11.91 22.23	12.57	5.94	29.90	34.50	18.08	3.26	31.10/31.80	39.00	1.44 2.07
C216A C216AL	C2080 C2082	50.80	15.88 28.58	15.75	7.92	33.50	38.90	24.13	3.26	55.60/56.70	71.50	2.08 3.12
C216AH C216AHL	C2080H C2082H	50.80	15.88 28.58	15.75	7.92	36.60	42.00	24.13	4.00	55.60/56.70	71.50	2.54 3.58
C220A C220AL	C2100 C2102	63.50	19.05 39.67	18.90	9.53	41.40	47.20	30.18	4.00	86.70/88.50	102.00	3.01 4.83
C220AH C220AHL	C2100H C2102H	63.50	19.05 39.67	18.90	9.53	44.10	50.20	30.18	4.80	86.70/88.50	102.00	3.56 5.38
C224A C224AL	C2120 C2122	76.20	22.23 44.45	25.22	11.10	50.30	54.30	35.70	4.80	124.60/127.00	156.90	4.66 7.66
C224AH C224AHL	C2120H C2122H	76.20	22.23 44.45	25.22	11.10	53.50	57.50	35.70	5.65	124.60/127.00	156.90	5.26 8.26
C232A C232AL	C2160 C2162	101.60	28.58 57.15	31.75	14.27	64.80	69.60	47.80	6.45	222.40/226.80	269.70	8.15 13.00
C232AH C232AHL	C2160H C2162H	101.60	28.58 57.15	31.75	14.27	68.20	73.00	47.80	7.25	222.40/226.80	269.70	9.06 12.77